

**Institute Quality Assurance Cell**  
**Stakeholder Relationship Subcommittee**

**Report for Academic Year 2022-23**

Contents

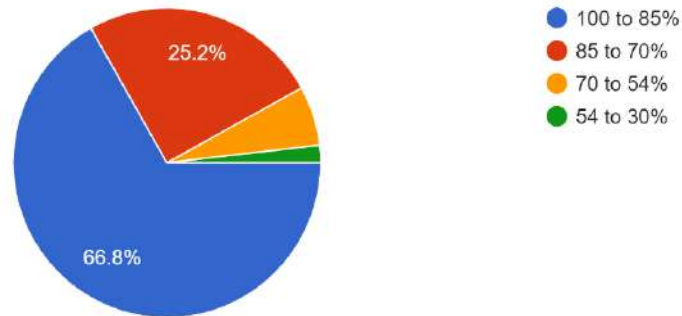
1. STUDENT SATISFACTION SURVEY .....	2
2. PARENTS’ FEEDBACK- .....	8
3. ALUMNI FEEDBACK- .....	12
4. FACULTY FEEDBACK- .....	14

# 1. STUDENT SATISFACTION SURVEY

## Summary of the Feedback on Teaching and Learning in last academic year

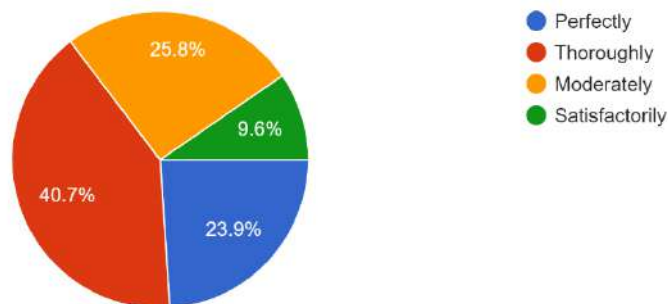
How much of the syllabus was covered in the classes?

710 responses



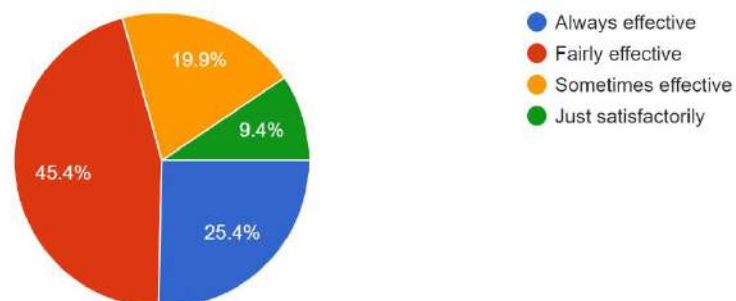
How well did the teachers prepare for the classes?

710 responses



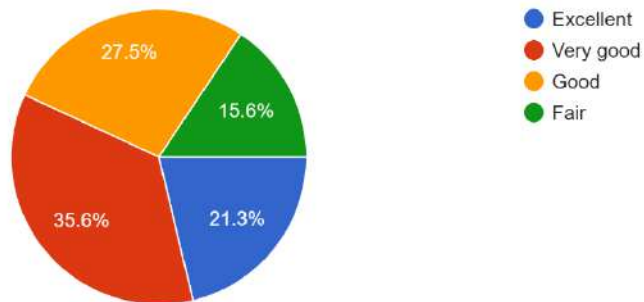
How well were the teachers able to communicate?

710 responses



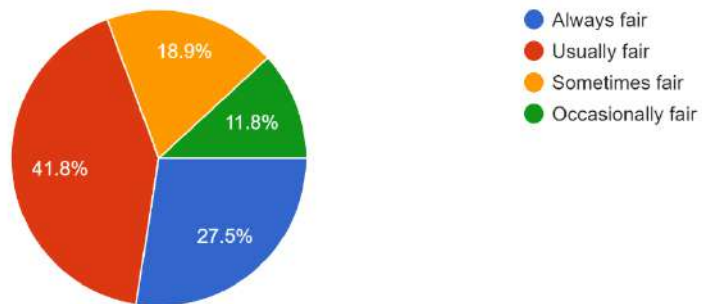
The teacher's approach to teaching can best be described as

710 responses



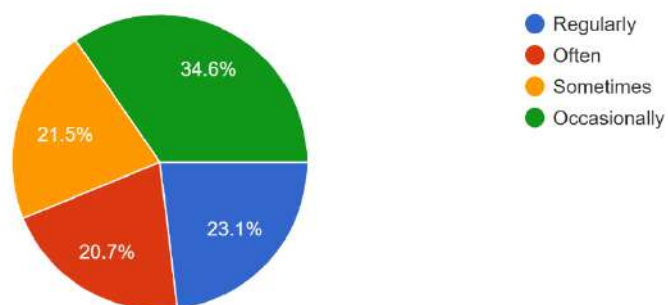
Fairness of the internal evaluation process by the teachers

710 responses



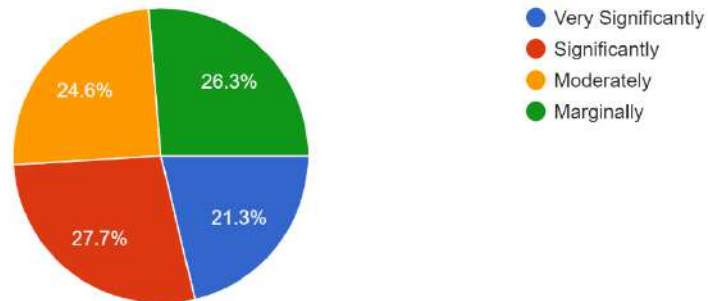
The institute takes active interest in promoting internship, student exchange, field visit opportunities for students.

710 responses



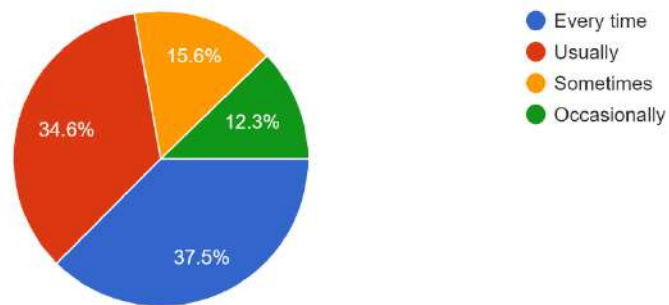
The teaching and mentoring process in your institution facilitates you in cognitive, social and emotional growth.

710 responses



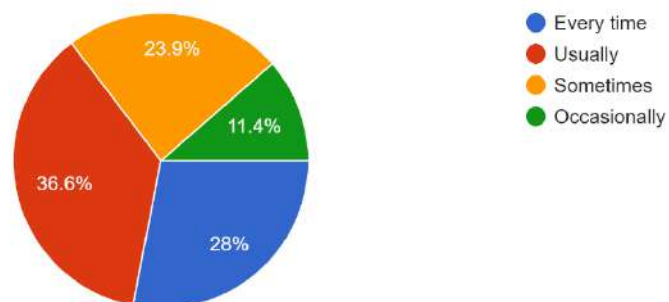
Teachers inform you about your expected competencies, course outcomes and programme outcomes.

710 responses



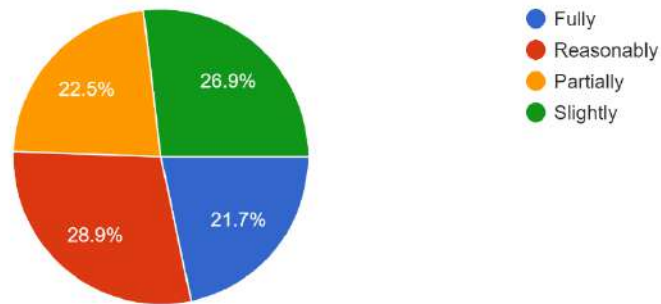
The teachers illustrate the concepts through examples and applications.

710 responses



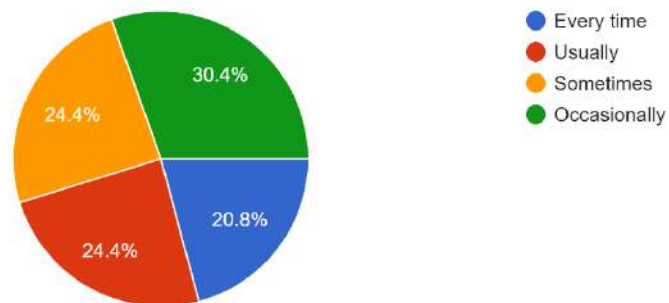
The teachers identify your strengths and encourage you with providing right level of challenges.

710 responses



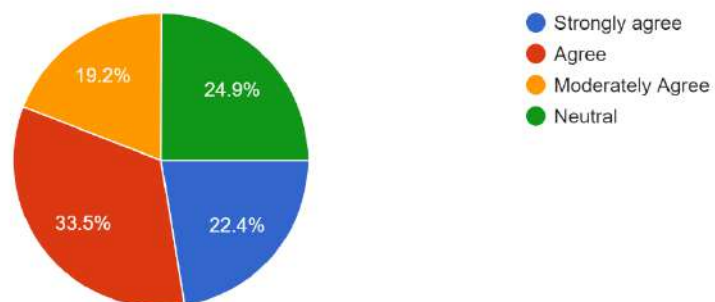
Teachers are able to identify your weaknesses and help you to overcome them.

710 responses

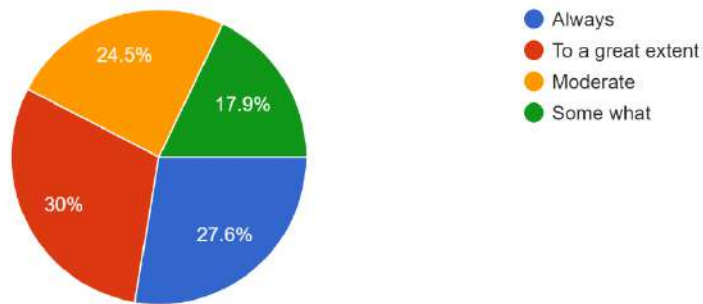


The institution makes effort to engage students in the monitoring, review, and continuous quality improvement of the teaching learning process.

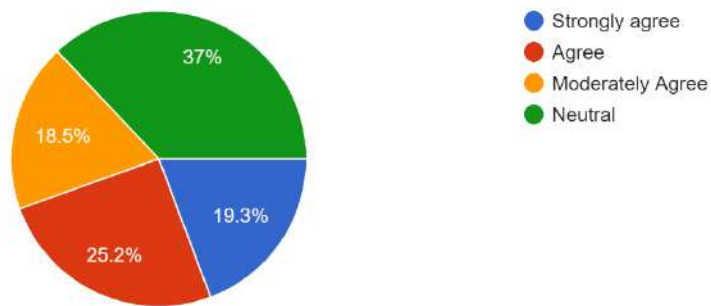
710 responses



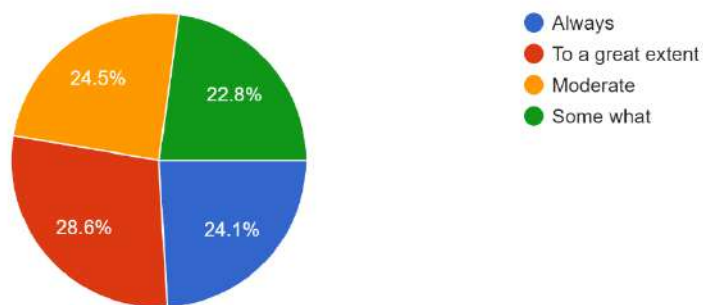
The institute/ teachers use student centric methods, such as experiential learning, project-based learning, participative learning, and problem-solving methodologies for enhancing learning experiences.  
710 responses



Teachers encourage you to participate in extracurricular activities.  
710 responses



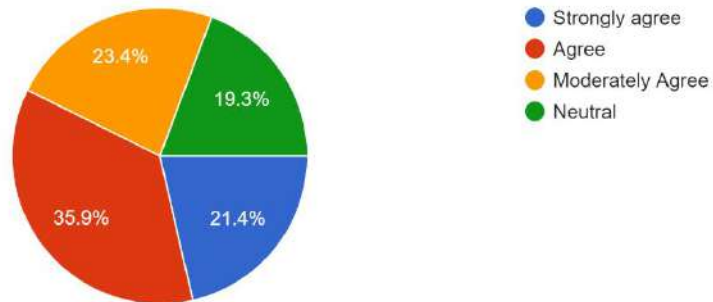
Efforts are made by the institute/ teachers to inculcate soft skills, life skills and employability skills to make you ready for the world of work.  
710 responses



What percentage of teachers use ICT tools such as LCD projector, Multimedia, etc. while teaching?  
710 responses



The overall quality of teaching learning process in your institute is very good.  
710 responses



## 2. PARENTS' FEEDBACK-

The parents of students are important stakeholders for JIIT. We seek the feedback of all the parents through feedback forms sent through email. This year, a total of 42 parents of B. Tech, BBA, Integrated M. Tech, MBA and PhD course students from various departments - ECE, CSE and IT, Biotechnology, JBS, and HSS have responded to our request for feedback.

They were asked to rate JIIT on a scale of 3 where 3 is the best rating and 1 is the worst rating. The overall response given by parents has been presented in the following Tables and figures.

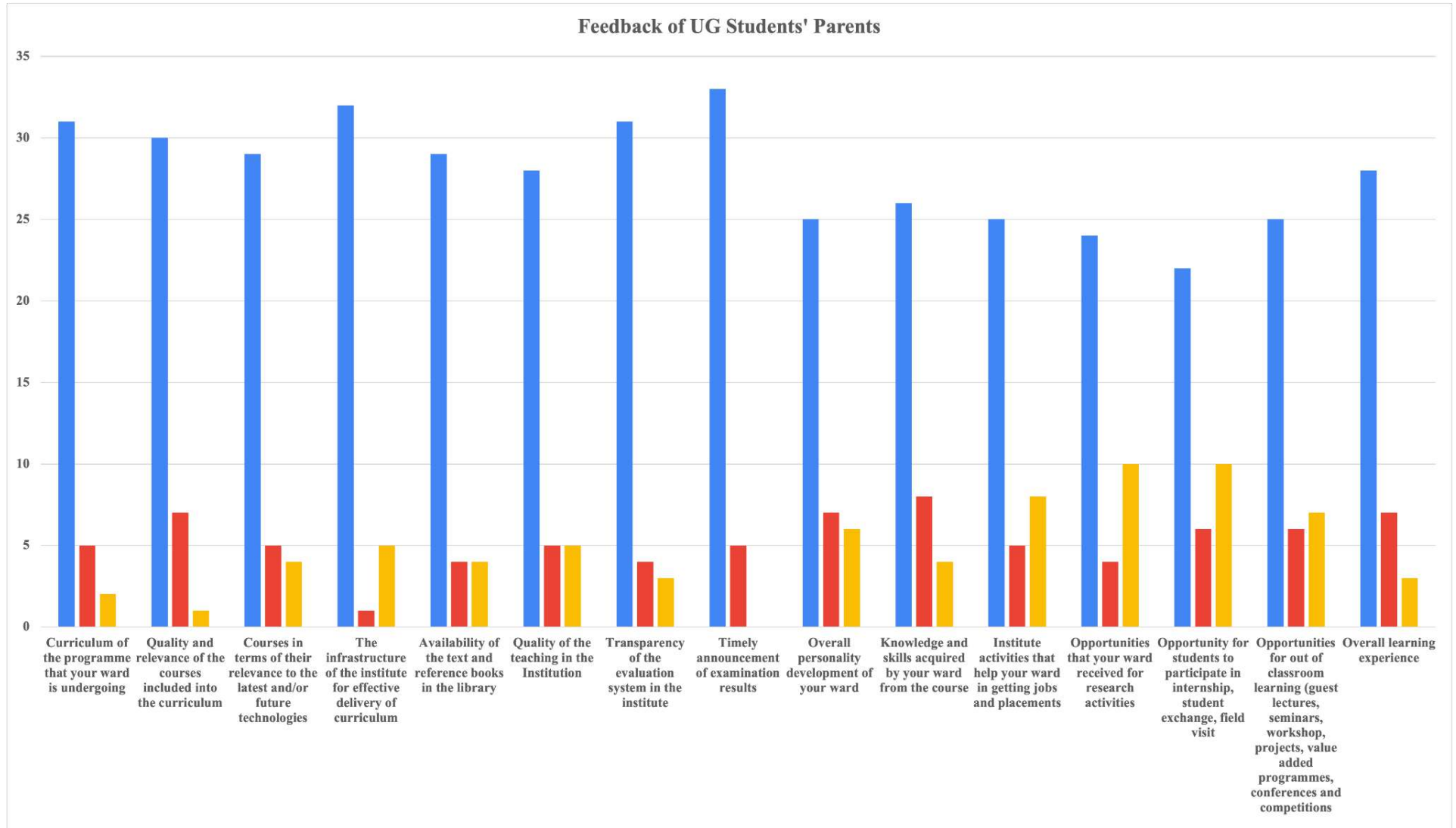


**Table 2: Parents' Feedback- overall**

	Parameters	Percentage of Parents (Total No. 38)- B. Tech & BBA			Percentage of Parents (Total No. 5)- M. Tech, Intg. M. Tech, MBA & PhD		
		Rating (3)	Rating (2)	Rating (1)	Rating (3)	Rating (2)	Rating (1)
1	The curriculum of the programme that your ward is undergoing	31	5	2	5	0	0
2	Quality and relevance of the courses included in the curriculum	30	7	1	5	0	0
3	Courses in terms of their relevance to the latest and/or future technologies	29	5	4	5	0	0
4	The infrastructure of the institute for the effective delivery of the curriculum	32	1	5	5	0	0
5	Availability of the text and reference books in the library	29	4	4	5	0	0
6	Quality of the teaching in the Institution	28	5	5	5	0	0
7	Transparency of the evaluation system in the institute	31	4	3	5	0	0
8	Timely announcement of examination results	33	5	0	5	0	0
9	Overall personality development of your ward	25	7	6	5	0	0
10	Knowledge and skills acquired by your ward from the course	26	8	4	5	0	0
11	Institute activities that help your ward in getting jobs and placements	25	5	8	5	0	0

12	Opportunities that your ward received for research activities	24	4	10	5	0	0
13	Opportunity for students to participate in internship, student exchange, field visit	22	6	10	5	0	0
14	Opportunities for out of classroom learning (guest lectures, seminars, workshop, projects, value added programmes, conferences and competitions)	25	6	7	5	0	0
15	Overall learning experience	28	7	3	5	0	0

**Figure 1: Parents' Feedback- Overall (Undergraduate Students)**



### 3. ALUMNI FEEDBACK-

Feedback of alumni have been collected through online form shared through the mail. A total of 64 alumni responded to our request for feedback out of which 82.8% were enrolled in the B. Tech program, 6.25% in M.Tech. program, 4.6% in the MBA program while 6.25% were enrolled in the Ph.D. program.

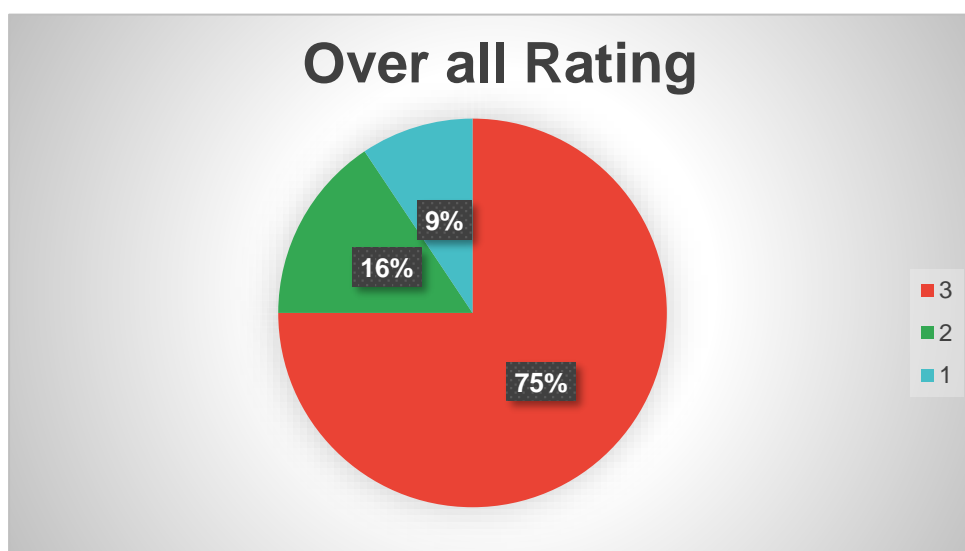
As per the responses of alumni “The curriculum and syllabus content were appropriate for my placement / higher education”, most of the student's feedback is strongly agree/agree. Almost similar responses are received for other questionnaires like: “Sufficient number of co-curricular activities were arranged during my study period”, “The institute-industry tie-ups were useful for me”, “The institute/faculty helped me in placement / higher education”, “The learning ambience at the institute is good”, “The institute provides sufficient opportunity to participate in extracurricular activities”, “The curriculum accommodates courses with experiential learning (hands-on)”, “All the academic processes of the institute are transparent” and “The institute is student-centric in all its academic initiatives”

Alumni suggested to update the curriculum of IIIT for the following:

Specialisation in Data science and AI, Verilog, FPGA, Advanced Digital Design, Computer Architecture, Python as a separate subject with an explanation of pandas and Jupiter in-depth, Industry exposure. personality development, AI, GenAI, Marketing and business related courses, Industrial courses/training on Data Science, and Web Development. Short duration Branch Specific specialised courses targeted to crack good companies can be introduced.

In addition to the above, some suggestions are also received from our alumni, like the need for more industry exposure, more participation in academic and non-academic competitions, stronger focus on personal and professional growth. Faculty should feed the students about imbibing the need for Alumni connect for them today and their support required post-graduation Few points the Institute can consider for better providing education and skill: The alumni responded that the competency levels of IIITians at their current organization are generally very good.

The overall rating of the institute out of 3 (3 being the best rating) is shown in Figure below:



**Table: Alumni Feedback on Curriculum**

	Agree	Neutral	Disagree
The curriculum and syllabus content were appropriate for my placement / higher education	59.38%	29.69%	10.94%
A sufficient number of co-curricular activities were arranged during my study period	35.94%	34.38%	29.69%
The institute-industry tie-ups were useful for me	32.81%	25.00%	42.19%
The institute/faculty helped me in placement / higher education	57.81%	20.31%	21.88%
The learning ambience at the institute is good	85.94%	7.81%	6.25%
The institute provides sufficient opportunities to participate in extracurricular activities	48.44%	23.44%	28.13%
The curriculum accommodates courses with experiential learning (hands-on)	48.44%	31.25%	20.31%
All the academic processes of the institute are transparent	71.88%	12.50%	15.63%
The institute is student-centric in all its academic initiatives	51.56%	32.81%	15.63%

#### 4. FACULTY FEEDBACK-

The annual feedback is sought from all faculty members of JIIT, on 10 parameters related to teaching and curriculum. Based on feedback collected from a total of 164 faculty members, the following graphs have been presented:

Name of your department

164 responses

