



**Jaypee Institute of Information Technology, Noida
Institute Quality Assurance Cell**

**Stakeholder Relationship Subcommittee
Report for Academic Year 2023-24**

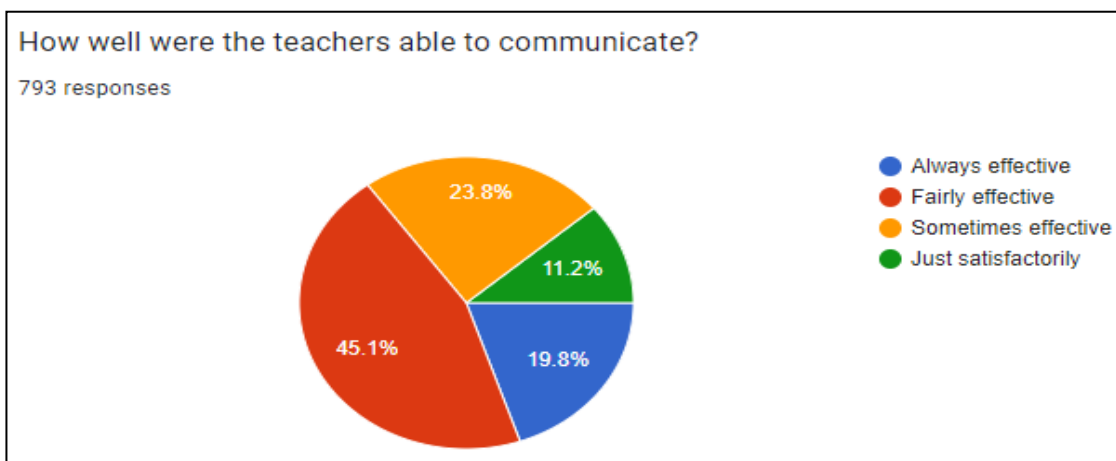
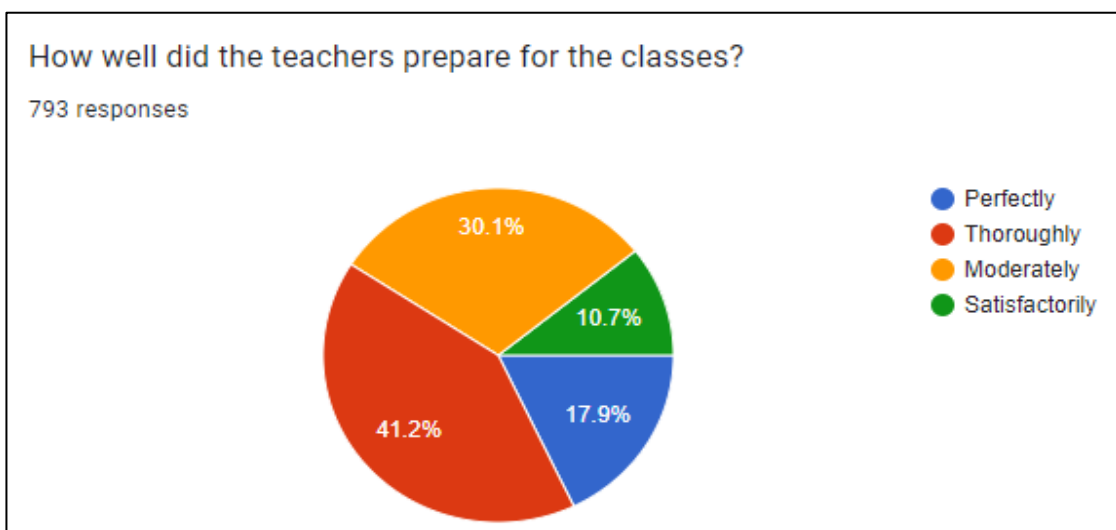
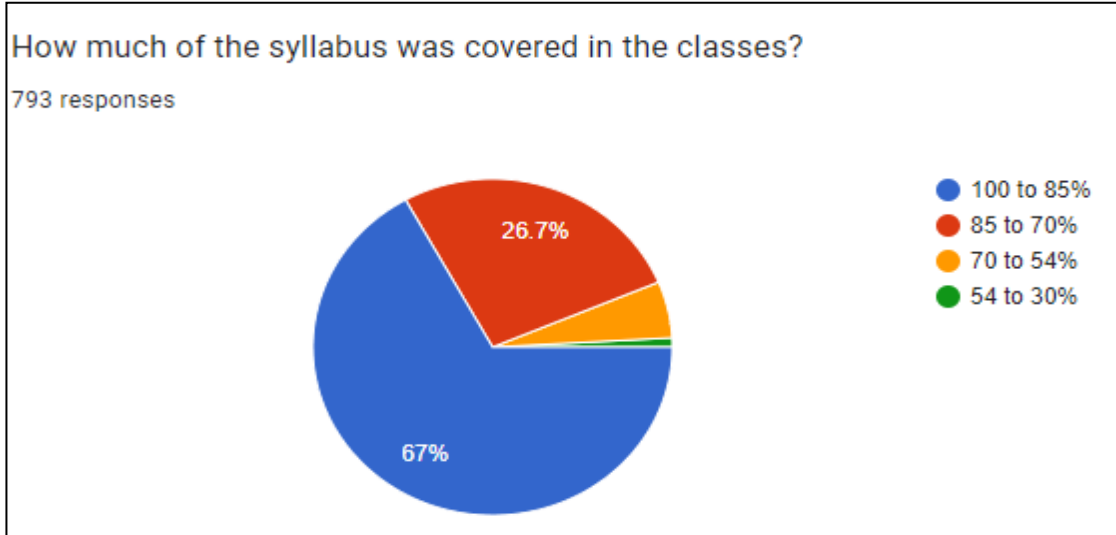
Contents

1. STUDENT SATISFACTION SURVEY	2
2. PARENTS' FEEDBACK-	9
3. ALUMNI FEEDBACK-	14
4. FACULTY FEEDBACK-	16

1. STUDENT SATISFACTION SURVEY

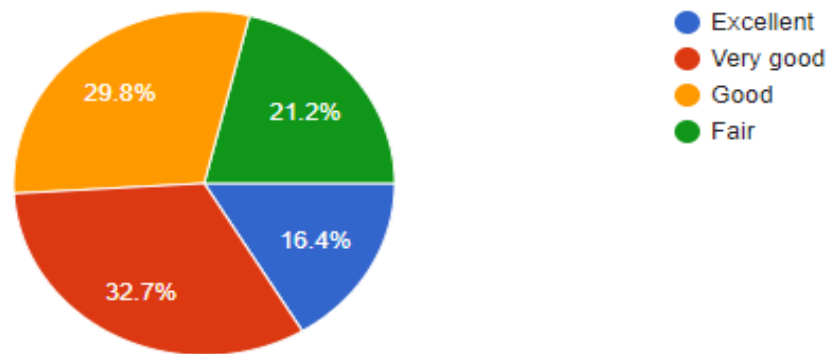
Feedback on the Teaching-Learning Process for the Academic year 2023-24

Sample size- 793



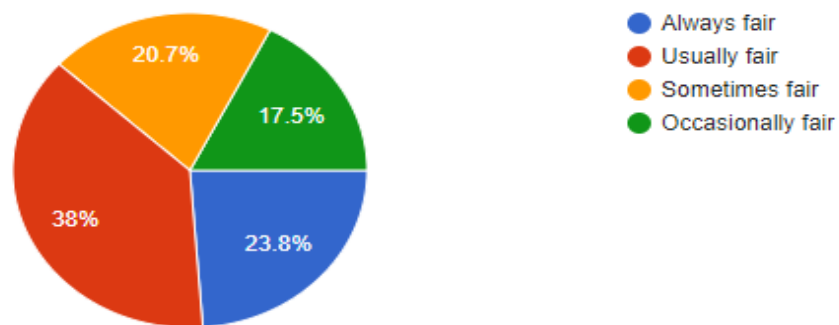
The teacher's approach to teaching can best be described as

793 responses



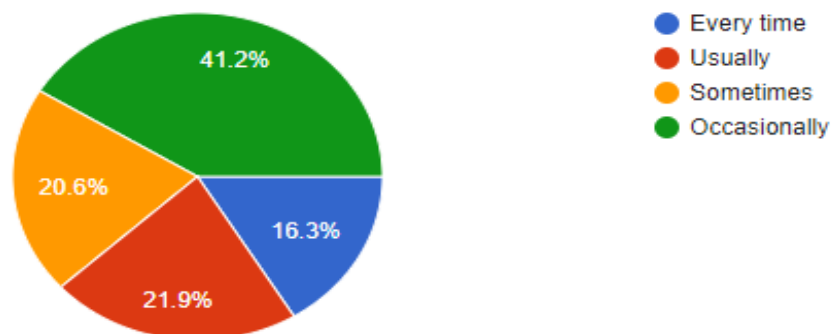
Fairness of the internal evaluation process by the teachers

793 responses



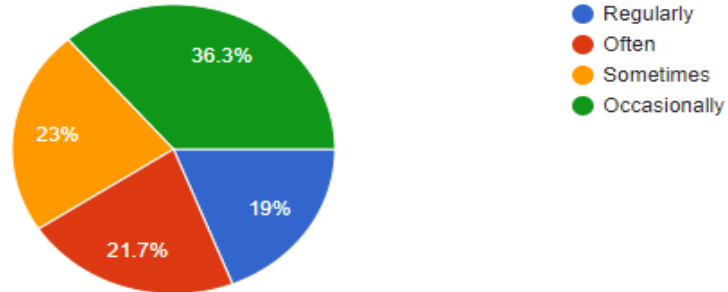
Was your performance in assignments discussed with you?

793 responses



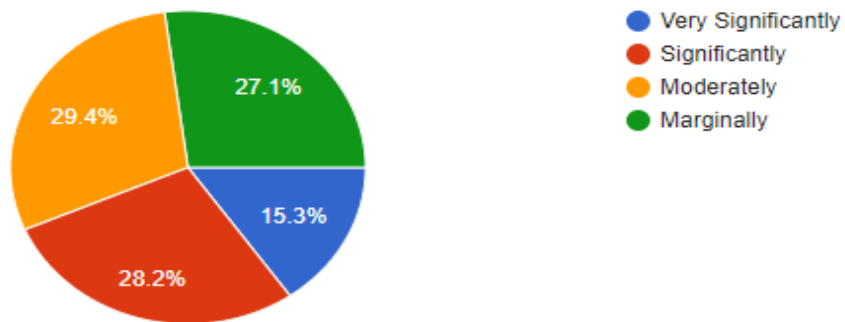
The institute takes active interest in promoting internship, student exchange, field visit opportunities for students.

793 responses



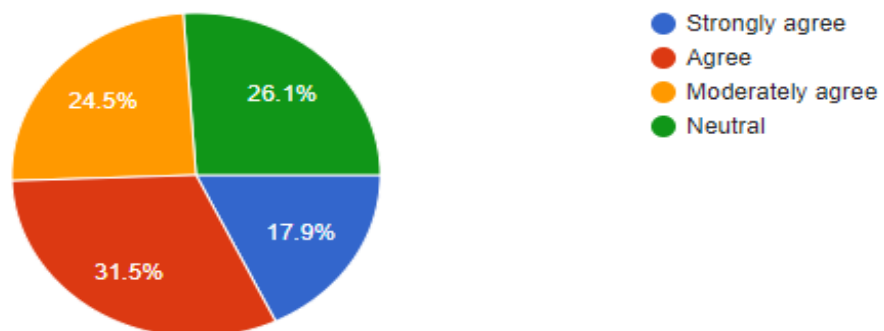
The teaching and mentoring process in your institution facilitates you in cognitive, social and emotional growth.

793 responses



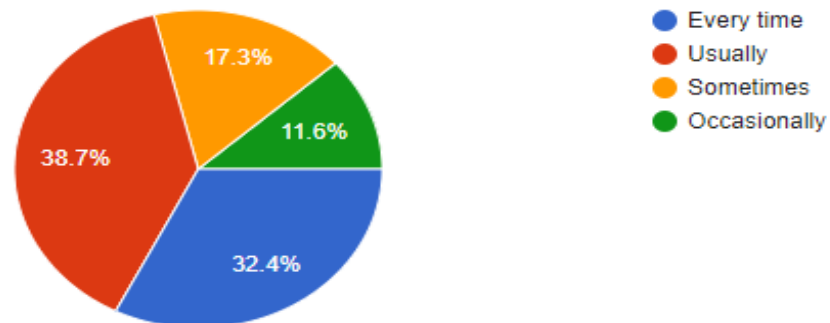
The institution provides multiple opportunities to learn and grow.

793 responses



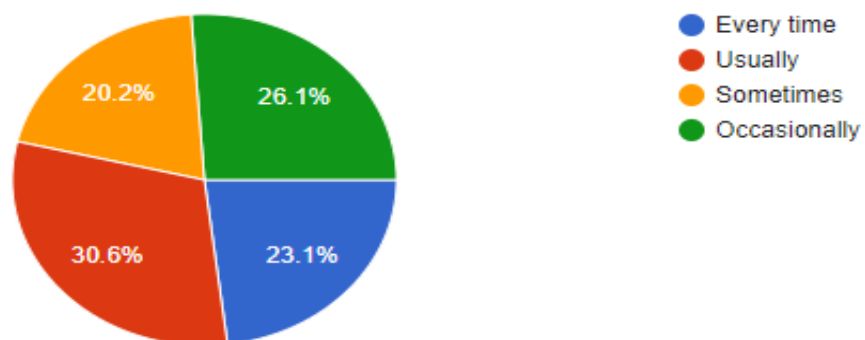
Teachers inform you about your expected competencies, course outcomes and programme outcomes.

793 responses



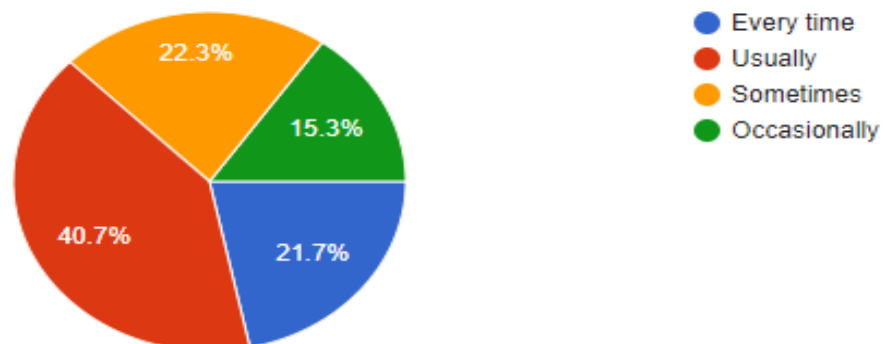
Your mentor does a necessary follow-up with an assigned task to you.

793 responses



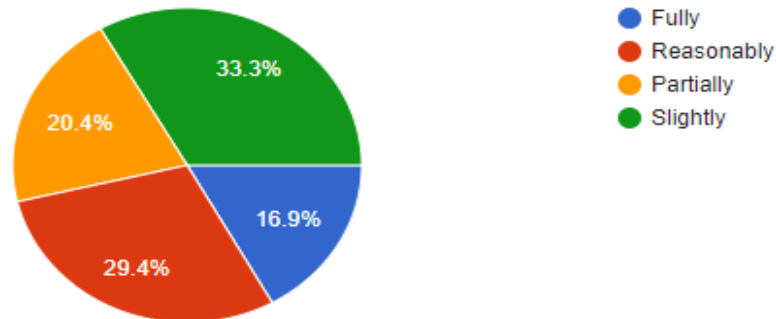
The teachers illustrate the concepts through examples and applications.

793 responses



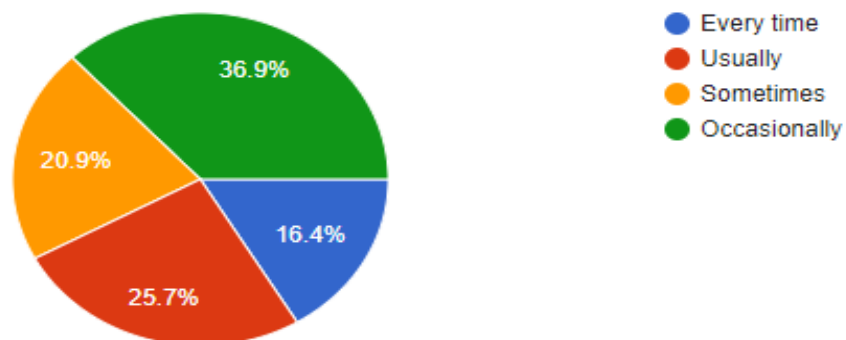
The teachers identify your strengths and encourage you with providing right level of challenges.

793 responses



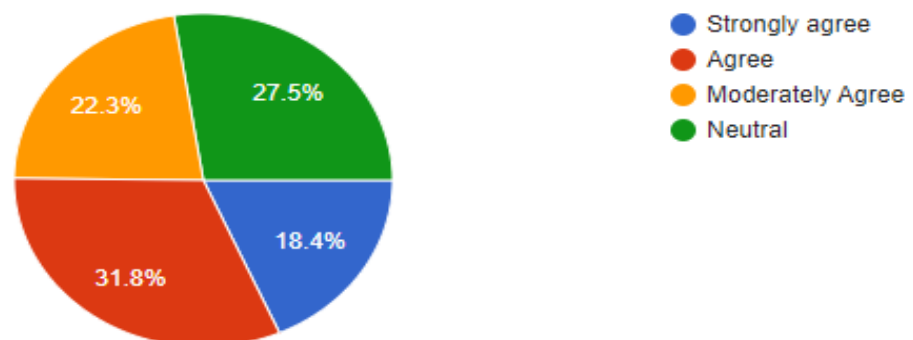
Teachers are able to identify your weaknesses and help you to overcome them.

793 responses



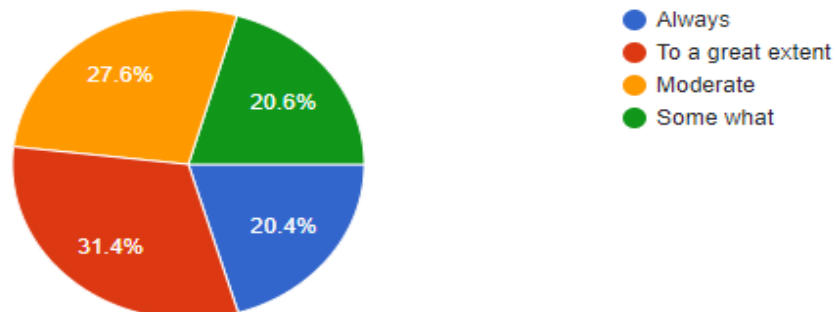
The institution makes effort to engage students in the monitoring, review, and continuous quality improvement of the teaching learning process.

793 responses



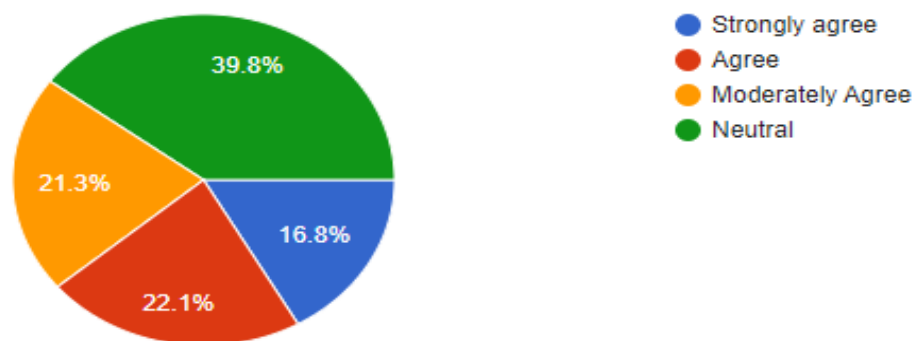
The institute/ teachers use student centric methods, such as experiential learning, project-based learning, participative learning, and problem-solving methodologies for enhancing learning experiences.

793 responses



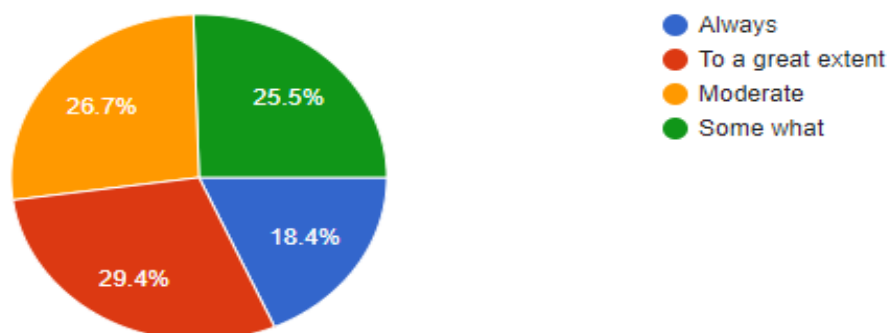
Teachers encourage you to participate in extracurricular activities.

793 responses



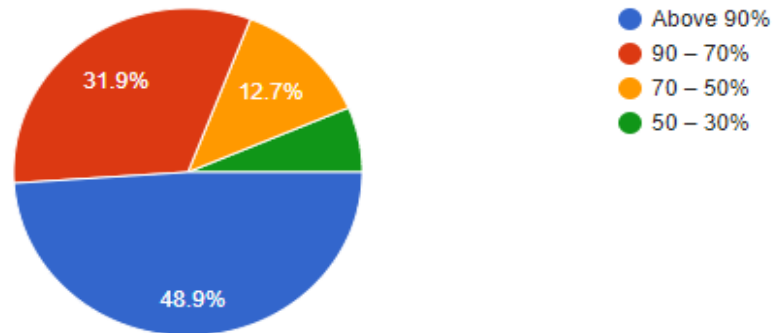
Efforts are made by the institute/ teachers to inculcate soft skills, life skills and employability skills to make you ready for the world of work.

793 responses



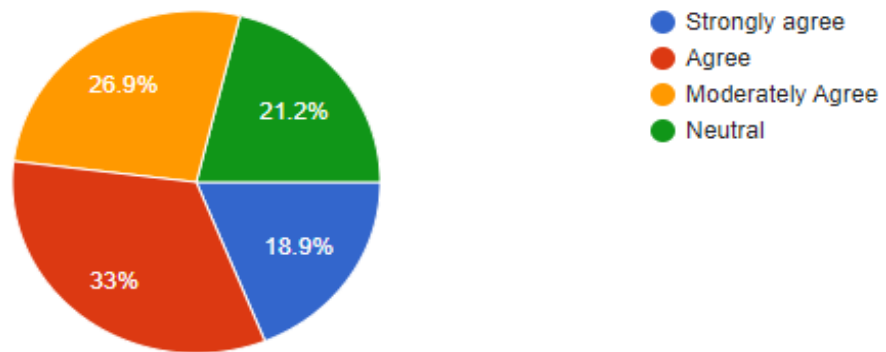
What percentage of teachers use ICT tools such as LCD projector, Multimedia, etc. while teaching?

793 responses



The overall quality of teaching learning process in your institute is very good.

793 responses



2. PARENTS' FEEDBACK-

The parents of students are important stakeholders for JIIT. We seek the feedback of all the parents through feedback forms sent through email. This year, a total of 83 parents of B. Tech, BBA, BCA, Integrated M. Tech, MBA, MSc and PhD course students from various departments - ECE, CSE and IT, Math, Physics and, Biotechnology Departments, JBS, and HSS have responded to our request for feedback.

They were asked to rate JIIT as Outstanding, Excellent, Very Good, Good and Fair on 15 parameters. Overall, approximately 22% of parents rated the parameters as Outstanding, 33% as Excellent, 21% as Very Good, 17% as Good, and 7% as Fair.

Table 2: Parents' Feedback- overall

	Parameters	Percentage of Parents (Total No. 69) B. Tech & BBA				Percentage of Parents (Total No. 14) M. Tech, Intg. M. Tech, MBA, MSc & PhD			
		Outstanding	Excellent	Very Good	Good and Fair	Outstanding	Excellent	Very Good	Good and Fair
1	The curriculum of the programme that your ward is undergoing	16	39	26	19	29	29	21	21
2	Quality and relevance of the courses included in the curriculum	20	32	22	26	29	36	29	7
3	Courses in terms of their relevance to the latest and future technologies	23	32	25	20	21	43	21	14
4	The infrastructure of the institute for the effective delivery of the curriculum	19	36	28	17	21	50	14	14
5	Availability of the text and reference books in the library	19	46	23	12	14	50	14	21
6	Quality of the teaching in the Institution	19	32	26	23	29	43	14	14
7	Transparency of the evaluation system in the institute	29	29	22	20	29	21	21	29
8	Timely announcement of examination results	43	28	17	12	29	43	14	14
9	Overall personality development of your ward	20	36	20	23	29	29	14	29
10	Knowledge and skills acquired by your ward from the course	17	39	23	20	21	36	36	7
11	Institute activities that help your ward get jobs and placement	20	29	19	32	21	29	14	36
12	Opportunities that your ward received for research activities	16	30	13	41	21	29	21	29
13	Opportunity for students to participate in an internship, student exchange, field visit	19	26	17	38	14	14	21	50
14	Opportunities for out of classroom learning (guest lectures, seminars, workshops, projects, value-added programmes, conferences and competitions)	20	30	17	32	21	43	29	7
15	Overall learning experience	22	30	22	26	21	36	29	14

Figure 1: Parents' Feedback- Overall (Post Graduate and PhD Students)

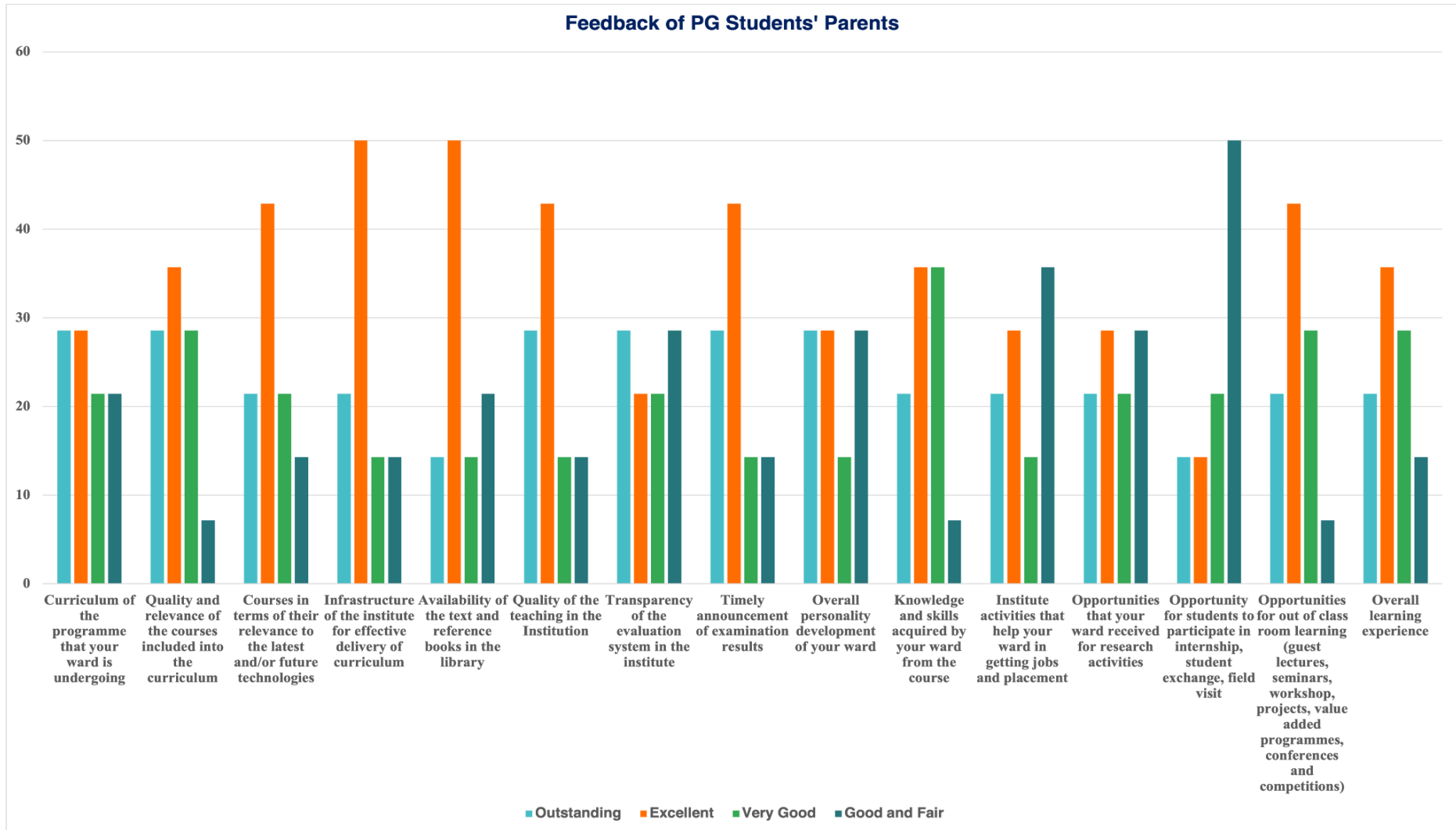
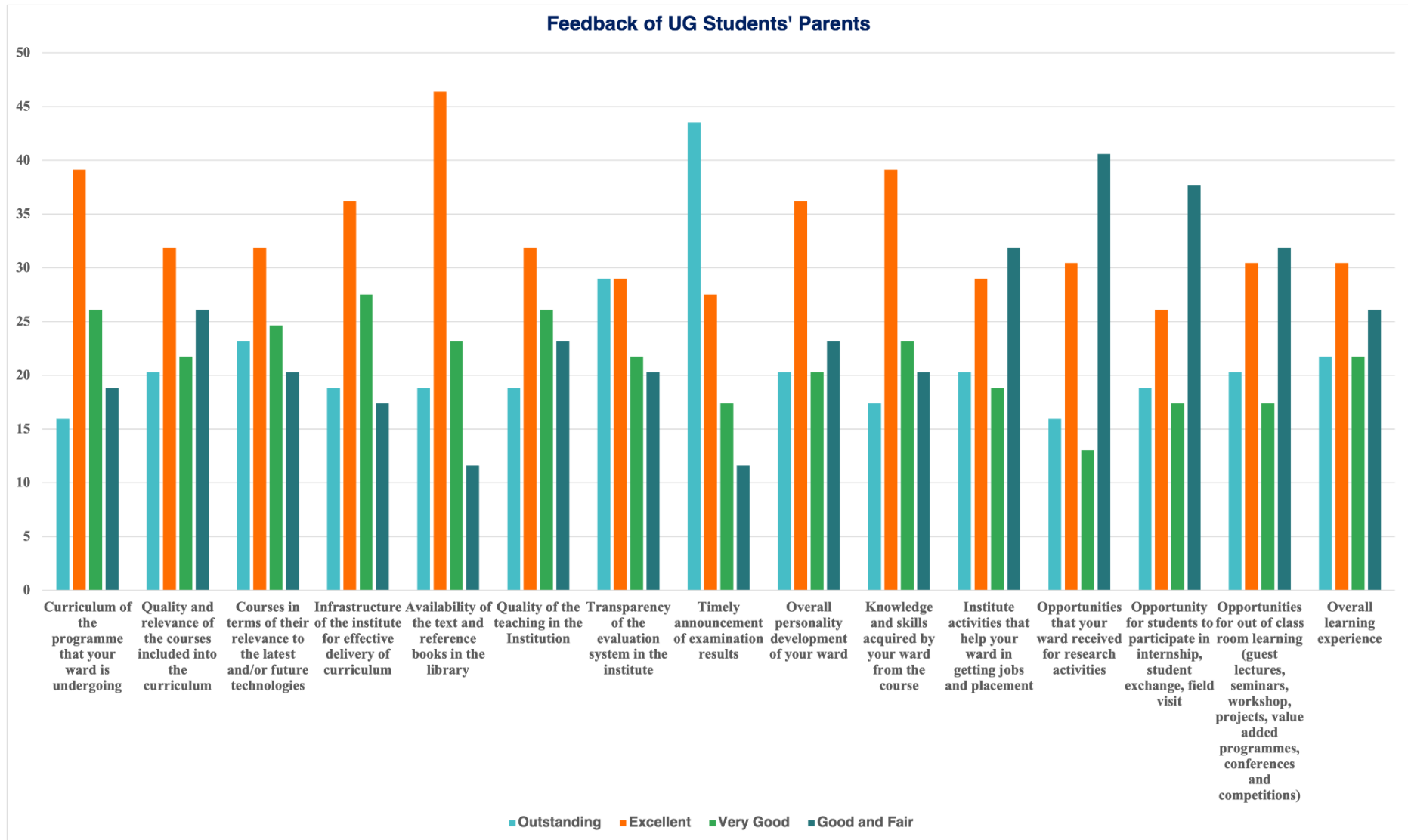


Figure 2: Parents' Feedback- Overall (Undergraduate Students)



3. ALUMNI FEEDBACK-

Feedback from alumni has been collected through an online form shared through mail. 61 alumni responded to our request for feedback, of which 80.3% were enrolled in the B. Tech program, 11.47% in the MTech program, 1.6% in the MBA program and 6.56% were enrolled in the PhD program. Alumni details have been given in the following table.

As per the responses of alumni for one of the questionnaires “The curriculum and syllabus content were appropriate for my placement / higher education”, most of the students' feedback is agree. Almost similar responses are received for other questionnaires like: “The learning ambience at the institute is good”, “All the academic processes of the institute are transparent”, “The institute is student-centric in all its academic initiatives”, “The institute/faculty helped me in placement / higher education”, “The institute provides sufficient opportunity to participate in extracurricular activities”

Alumni suggested to update the curriculum of IIIT for the following:

Integrate competitive coding platforms such as Leetcode and Hackerrank into the curriculum itself, since that's what most students will need during placement seasons.

In addition to the above, some suggestions are also received from our alumni, like the need for more practical learning inside the class, allowing students to focus more on industrial training opportunities so that students can gain some industrial experiences, most students in the Biotechnology branch pursue higher studies. Therefore, instead of just encouraging them to write literature reviews, faculty should motivate them to carry out experiments independently. Students should be trained to use high-end lab equipment.

A few points the Institute can consider for better education and skill: The alumni responded that the competency levels of IIITians at their current organization are generally good.

The overall rating given by the alumni is shown in the Figure below.

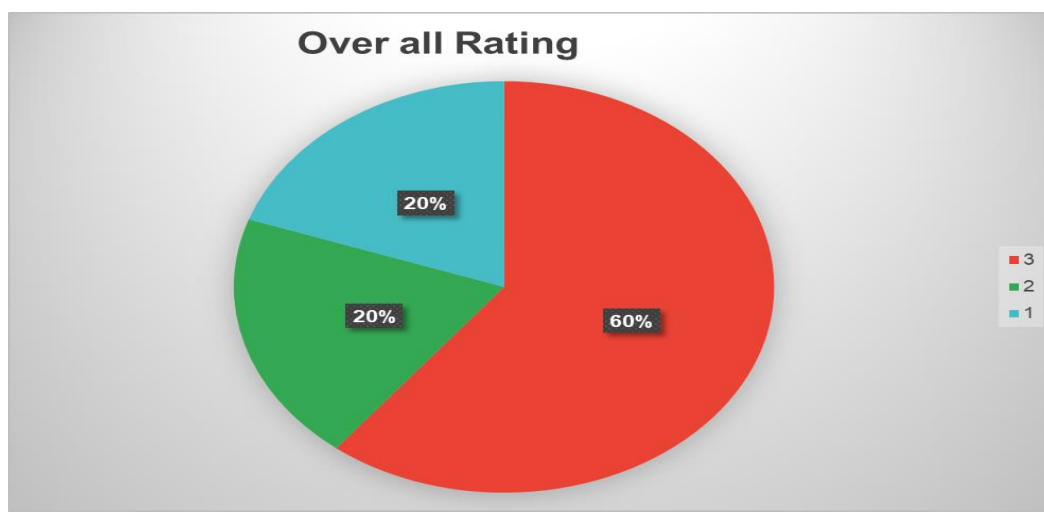


Table: Alumni feedback on Curriculum

	Agree	Neutral	Disagree
The curriculum and syllabus content were appropriate for my placement / higher education	57.38%	27.87%	14.75%
Sufficient number of co-curricular activities were arranged during my study period	31.15%	40.98%	27.87%
The institute-industry tie ups were useful for me	31.15%	26.23%	42.62%
The institute / faculty helped me in placement / higher education	47.54%	27.87%	24.59%
The learning ambience at the institute is good	72.13%	13.11%	14.75%
The institute provides sufficient opportunity to participate in extracurricular activities	40.98%	37.70%	21.31%
The curriculum accommodates courses with experiential learning (hands-on)	37.70%	39.34%	22.95%
All the academic processes of the institute are transparent	52.46%	26.23%	21.31%
The institute is student-centric in all its academic initiatives	52.46%	29.51%	18.03%

4. FACULTY FEEDBACK-

The annual feedback is sought from all faculty members of JIIT, on a total of 10 parameters related to teaching and curriculum. The faculty members were asked to rate the parameters on a 1 to 5 scale where 1 means Fair, 2 means Good, 3 means Very Good, 4 means Excellent and 5 means Outstanding. Based on feedback collected from a total of 114 faculty members, the following graphs have been presented:

Name of your department

114 responses

